

# NEPAL ENGINEERING COUNCIL

LICENSE EXAMINATION PREPARATION COURSE  
FOR  
CIVIL ENGINEERS  
ON

**Engineering Economics**

## 10.2 Engineering Economics


Inflow  
outflow  
+ve  
-ve

- Understanding of project cash flow;
- Discount rate, interest and time value of money;
- Basic methodologies for engineering economics analysis (Discounted Payback Period, NPV, IRR & MARR);
- Comparison of alternatives, depreciation system and taxation system in Nepal.

# Definition of cash flow

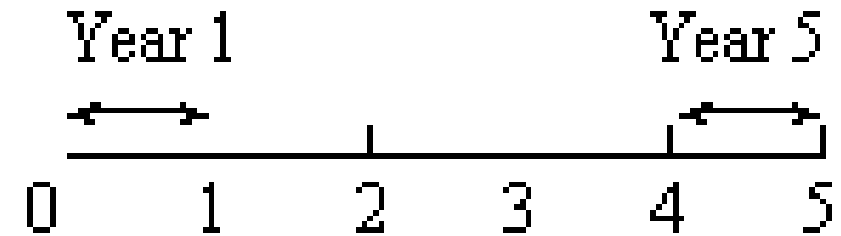
It is the **statement** that shows the actual amount coming into firm or going out of the firm.

- **Cash Inflows:** Actual rupees coming into a firm.
- **Cash outflows:** Actual rupees going out from the firm.
- **Cash Flow Diagram (CFD)**
  - Diagram representing the cash flow
  - CFD illustrates the **size, sign, and timing** of individual cash flows



## Drawing a Cash Flow Diagram:

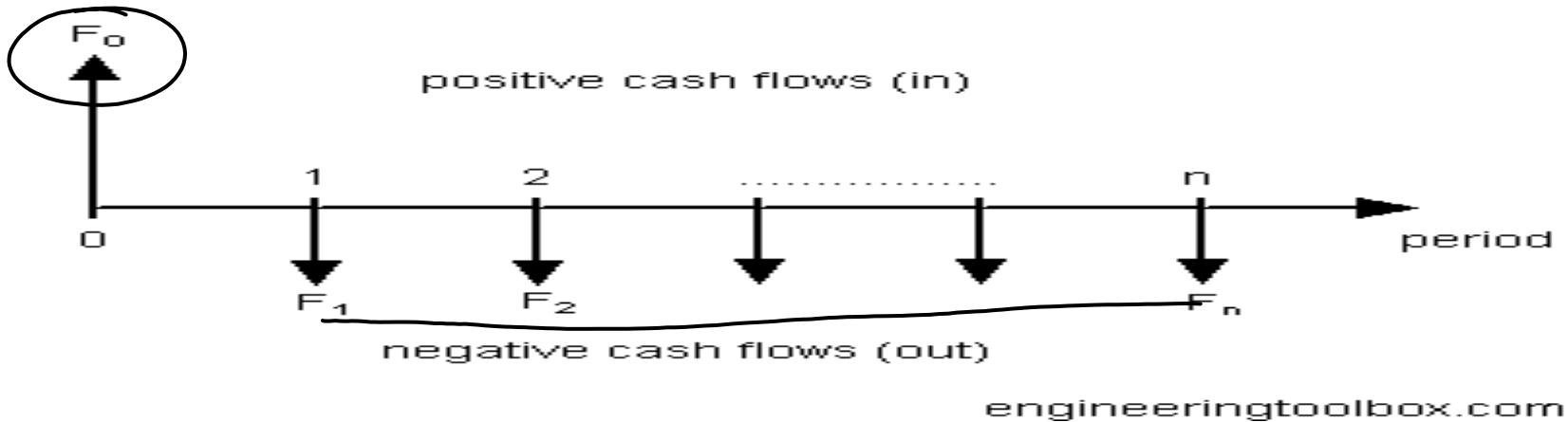
- In cash flow diagram (CFD) the end of period  $t$  is the same as the beginning of period.  $(t + 1)$ .



- The choice of time zero is arbitrary. It can be when a project is analyzed, when funding is approved, or when construction begins.

## Drawing a Cash Flow Diagram (contd.):

- One person's **cash outflow** (represented as a negative value) is another person's inflow (represented as a positive value).



- Arrow lengths are approximately proportional to the magnitude of cash flow



PANA ACADEMY

# Types of Interest

$$SI = P \cdot i \cdot N$$

$$SI = 1000 \times 5 \times 0.1 = 500$$

$$1000 = P$$

$$i = 0.1 \sim 10\%$$

$$N = 5 \text{ yrs}$$

- **a. Simple Interest:** Interest on Principal Only.

$$A = P + SI = 1500$$

- For a deposit of P Rupees at a simple interest rate of  $i$  for N periods, the total earned interest **I** would be

- $I = (i \times P) N = PNi$   
(PTR/100)

- The total amount available at the end of N periods, F, thus would be

- $F = P + I = P + PNi = P(1 + Ni)$

- **Alternatively,  $A = P + \text{PTR}/100$**

- **b. Compound Interest:** Interest on Principal as well as Interest after certain Period i.e. one year, half yearly, quarterly, monthly, weekly etc. If there is 'N' interest period.

$$F = P(1 + i)^N$$

$$\mathbf{F = P(1 + i)^N}$$

Where P is Principal, i is Interest Rate and N is no of Compounding Period

$$\mathbf{Alternatively, A = P(1 + R/100)^T}$$

Example : Deposit Rs 1000 in a Bank now. What will be the Future amount at the end of Five Years if the interest rate is 10 percent Per year?

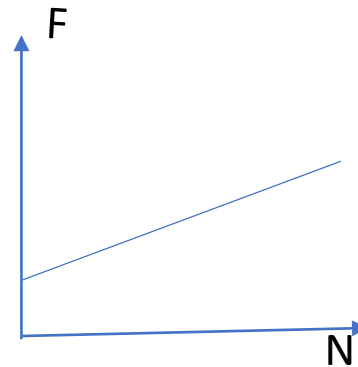
- $P = 1000$ ,  $i = 10\%$  (0.1),  $N = 5$  Years and  $F = ?$

Using Simple Interest Formula

$$F = P + P i N$$

$$\begin{aligned} F &= 1000 + 1000 \times 5 \times 0.1 \\ &= 1000 + 500 \\ &= 1500 \end{aligned}$$

Calculate F if  $N = 100$

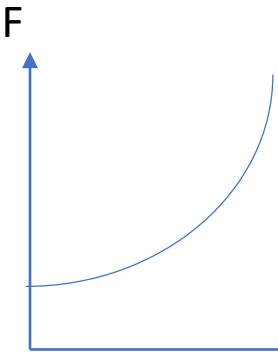


Using Compound Interest Formula

$$F = P (1 + i)^N$$

$$\begin{aligned} F &= 1000 (1 + 0.1)^5 \\ &= 1610.51 \end{aligned}$$

Calculate F if  $N = 100$



$$1000(1 + 0.1)^{100}$$

Example : Calculate F if N is 100 year

Simple  $F = 11000$ , Compound  $F = 1,37,80,612.34$

# Concept of effective interest rate

---

- An effective annual interest rate is the **real return** on any interest-paying investment when the effects of **compounding over time** are taken into account.
- It also reflects the **real percentage rate owed** in interest on a loan, a credit card, or any other debt.
- Also called **annual equivalent rate**

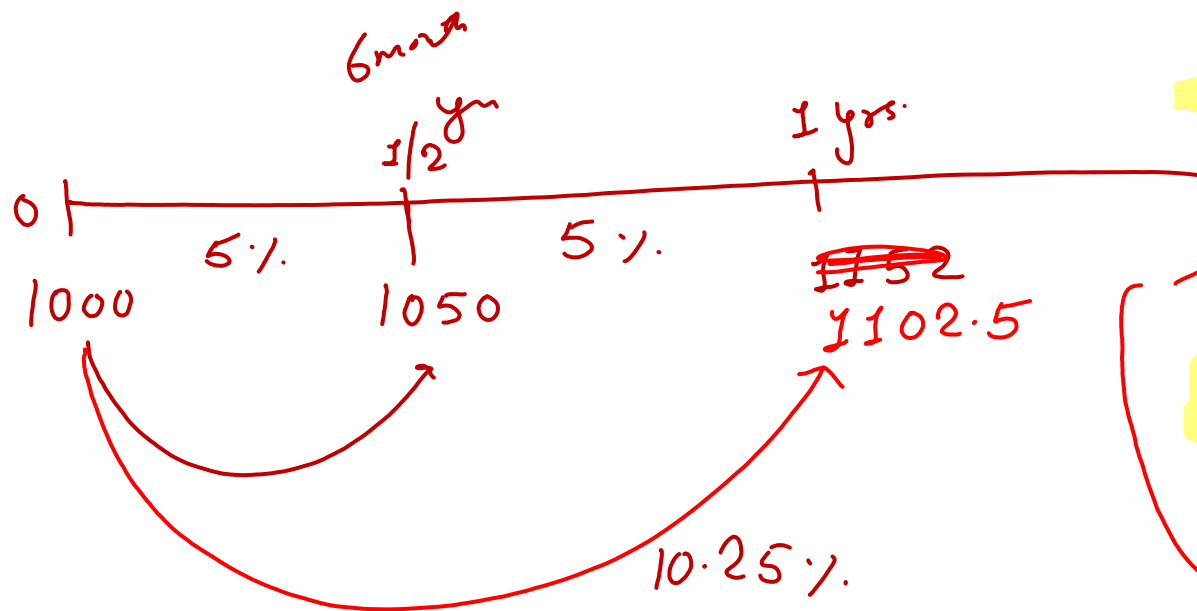
The nominal interest rate does not take into account the compounding period. The effective interest rate does take the compounding period into account and thus is a more accurate measure of interest charges.



# Concept of effective interest rate



10% per year  
Compounded yearly



5% per semiannual.

10% per year compounded semiannually  
Nominal interest rate. p.y

$$i_{\text{eff}} = \left( 1 + \frac{i_{\text{nominal}}}{N} \right)^N - 1$$

$i_{\text{eff}}$  p.y  
 $N$  No. of Compounding per year

effective interest rate

stated interest rate

$r = \left(1 + \frac{i}{n}\right)^n - 1$

$i_{eff}$

P.S.A

number of compounding periods per year

P.S.A

## Effective Interest Rate

No. of compounding period per semi annual

10% per Year Compounded Semiannual.

For continuous compounding :

$i_{eff} = e^i - 1$

$i$  = nominal rate for period where effective rate is required

$i_{eff} \cdot P \cdot Y = \left(1 + \frac{i_{nominal}}{N}\right)^N - 1$

$= \left(1 + \frac{0.1}{2}\right)^2 - 1 = 0.1025$

$= 10.25\%$

# Questions

1: A bank is starting its nominal interest rate of 9% P.A. and compounded quarterly. Calculate the effective interest rate per year.

- a) 9%
- b) 9.3%
- c) 2.225%
- d) 4.55%
- e) 0.743%

$$i_{eff} = \left(1 + \frac{i_{nom}}{N}\right)^N - 1$$

$$= \left(1 + \frac{0.09}{4}\right)^4 - 1 = 0.093 = 9.3\%$$

2: A bank is starting its nominal interest rate of 9% P.A. and compounded quarterly. Calculate the effective interest rate per semi annual.

- a) 9%
- b) 9.3%
- c) 2.225%
- d) 4.55%
- ☒ e) 0.743%

$$i_{nominal} \text{ P.S.A} = \frac{9}{2} = 4.5\% = 0.045$$

$$i_{eff} \text{ P.S.A} = \left(1 + \frac{i_{nominal}}{N}\right)^N - 1 = \left(1 + \frac{0.045}{2}\right)^2 - 1$$

$$= 4.55\%$$

# Questions

3: A bank is starting its nominal interest rate of 9% P.A. and compounded quarterly.  
Calculate the effective interest rate per quarter

- a) 9%
- b) 9.3%
- c) ~~2.225%~~
- d) 4.55%
- e) 0.743%

$$i_{\text{nominal p.q}} = \frac{9}{4} = 2.25\%$$

$$i_{\text{eff p.q}} = \left(1 + \frac{i_{\text{nominal}}}{N}\right)^N - 1 = \left(1 + \frac{0.0225}{1}\right)^1 - 1 = 0.0225 = 2.25\%$$

4: A bank is starting its nominal interest rate of 9% P.A. and compounded quarterly. Calculate the effective interest rate per month.

- a) 9%
- b) 9.3%
- c) 2.225%
- d) 4.55%
- e) 0.743%

$$i_{\text{nominal}} = \frac{9}{12} = 0.75\%$$

3 month = 1 compound.  
1 month =  $\frac{1}{3}$  year

$$i_{\text{eff p.M}} = \left(1 + \frac{i_{\text{nominal p.M}}}{N}\right)^N - 1 = \left(1 + \frac{0.0075}{1/3}\right)^{1/3} - 1 = 0.743\%$$

# Economic Equivalence and time value of money

- The time value of money (TVM) is the concept that a sum of money is worth more now than the same sum will be at a future date due to its earnings potential.
- Economic equivalence is a combination of interest rate and time value of money to determine the different amounts of money at different points in time that are equal in economic value



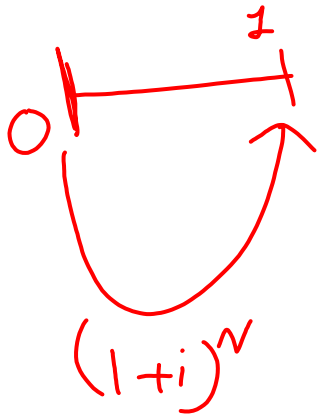
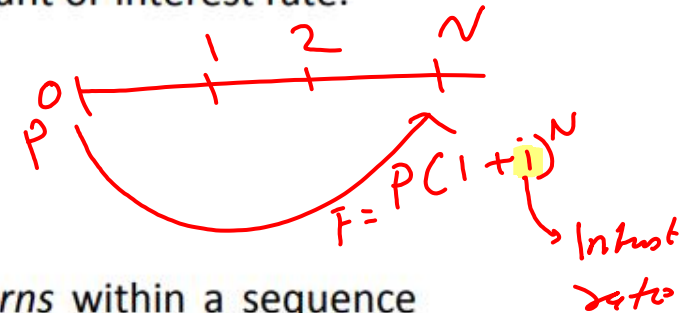
Eg. Getting Rs 20000 now is equal to ~~getting 20000~~  $(1.06)^6 = 28370.38$  In 6 years considering the rate of interest is 6% per annum

# Economic Equivalence and time value of money

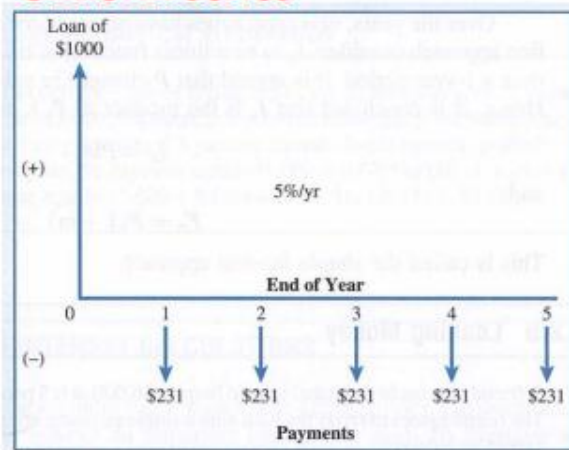
1. Money cannot be added or subtracted unless it occurs at the same point(s) in time
2. To move money forward one time unit, multiply by one plus the discount or interest rate
3. To move money backward one time unit, divide by one plus the discount or interest rate.

- Cash flow diagrams (CFDs) help to analyze the TVOF.
- CFD shows received (+) and spent (-) money vs. time.
- Two reasons to use CFD:

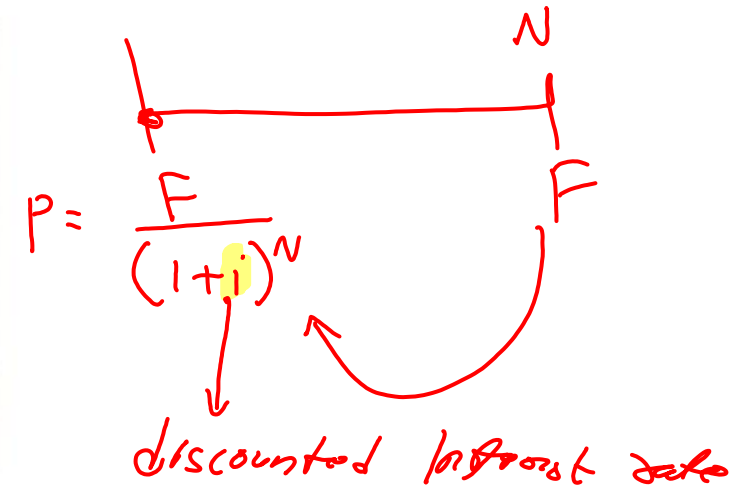
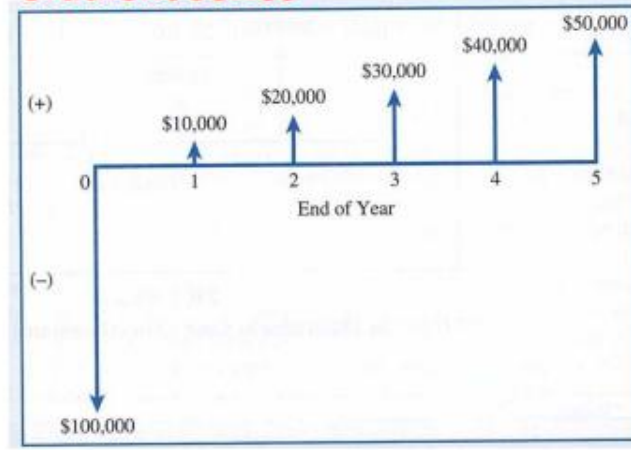
- ✓ CFDs are powerful communication tool.
- ✓ CFDs can help in identification of significant cash flow *patterns* within a sequence economic transactions.



## Uniform series



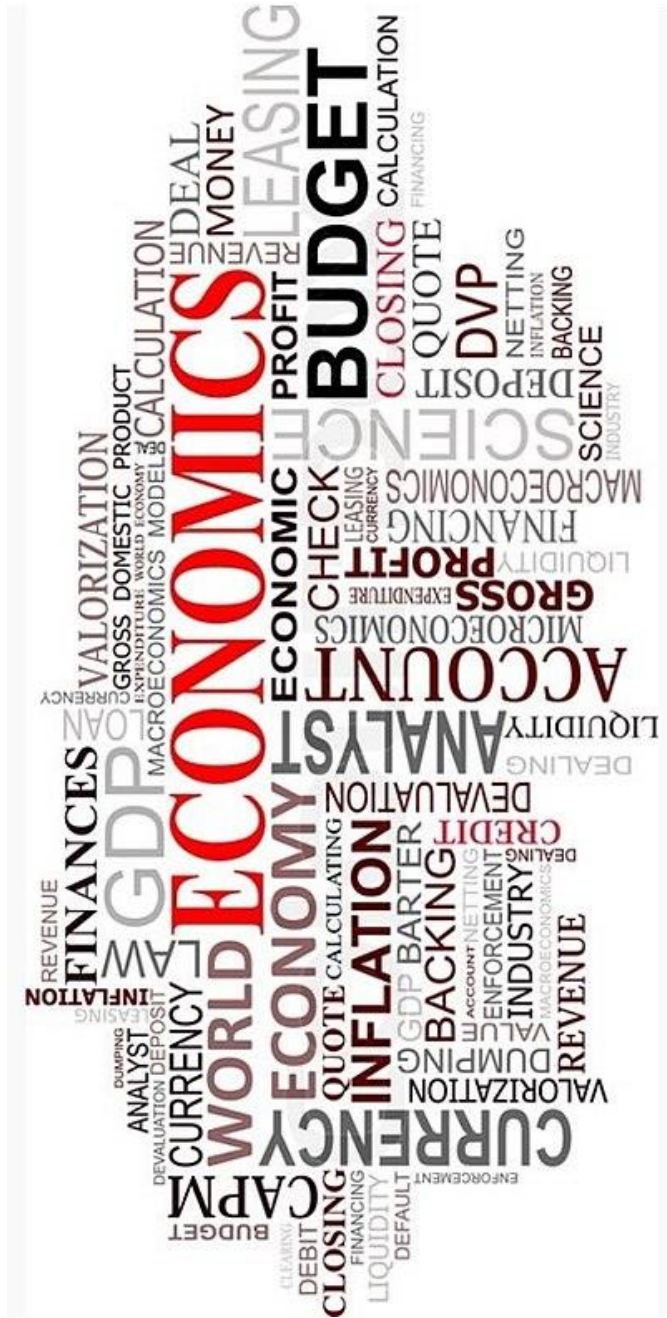
## Gradient series



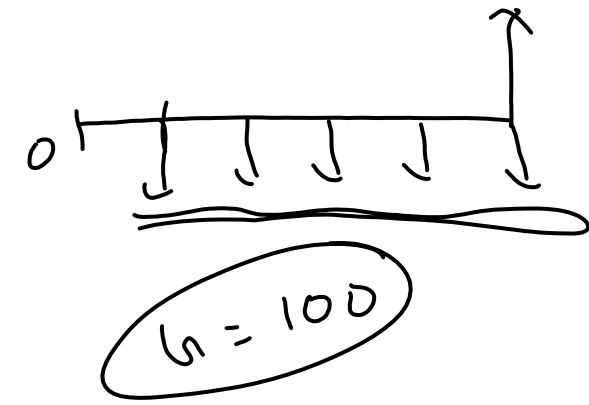




1. Money has a time value;
2. Make investments that are economically justified;
3. Choose the mutually exclusive investment alternative that maximizes economic worth;
4. Two investment alternatives are equivalent if they have the same economic worth;
5. Marginal revenue must exceed marginal cost;
6. Money should continue to be invested as long as each additional increment of investment yields a return that is greater than the investor's time value of money;
7. Consider only differences in cash flows among investment alternatives;
8. Compare investment alternatives over a common period of time;
9. Risks and returns tend to be positively correlated; and
10. Past costs are irrelevant in engineering economic analyses, unless they impact future costs.



# Various Interest formulas:



**Single-Payment Compound Amount**

$$F = P(1 + i)^n = P(F/P, i, n)$$

**Single-Payment Present Worth Amount**

$$P = \frac{F}{(1 + i)^n} = F(P/F, i, n)$$

**Equal-Payment Series Compound Amount**

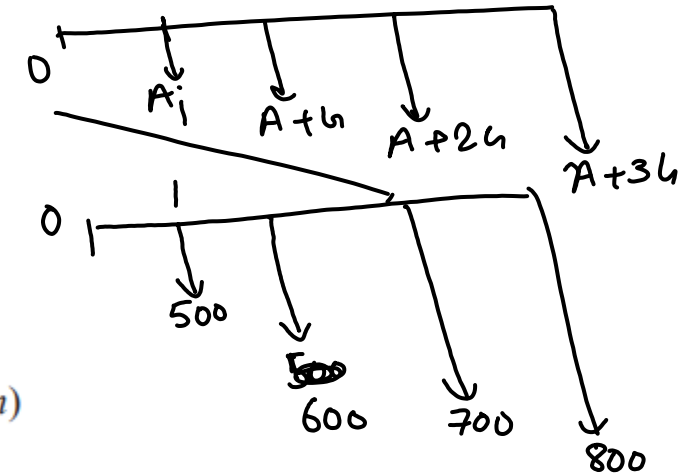
$$F = A \frac{(1 + i)^n - 1}{i} = A(F/A, i, n)$$

**Equal-Payment Series Sinking Fund**

$$A = F \frac{i}{(1 + i)^n - 1} = F(A/F, i, n)$$

**Equal-Payment Series Present Worth Amount**

$$P = A \frac{(1 + i)^n - 1}{i(1 + i)^n} = A(P/A, i, n)$$

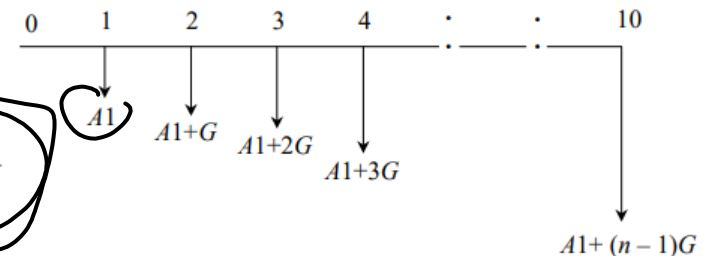


**Equal-Payment Series Capital Recovery Amount**

$$A = P \frac{i(1 + i)^n}{(1 + i)^n - 1} = P(A/P, i, n)$$

**Uniform Gradient Series Annual Equivalent Amount**

$$A = A_1 + G \frac{(1 + i)^n - in - 1}{i(1 + i)^n - i} = A_1 + G(A/G, i, n)$$

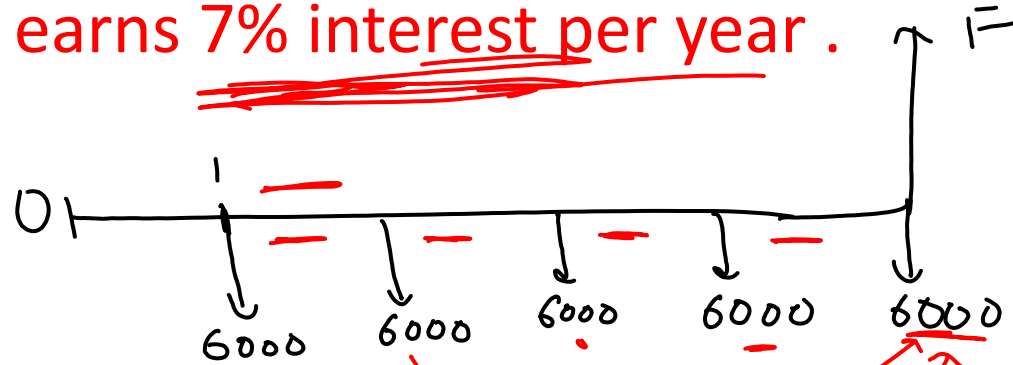




## Questions

5. Calculate future sum at the end of 5<sup>th</sup> year when yearly deposit is Rs 6,000 for 5 years that earns 7% interest per year.

$$i = 0.07$$



$$F = A \frac{(1+i)^N - 1}{i}$$

$$= 6000 \frac{(1+0.07)^5 - 1}{0.07}$$

= ✓

$$= 6000(1+0.07)^4 + 6000(1+0.07)^3 + 6000(1+0.07)^2 + 6000(1+0.07) + 6000$$

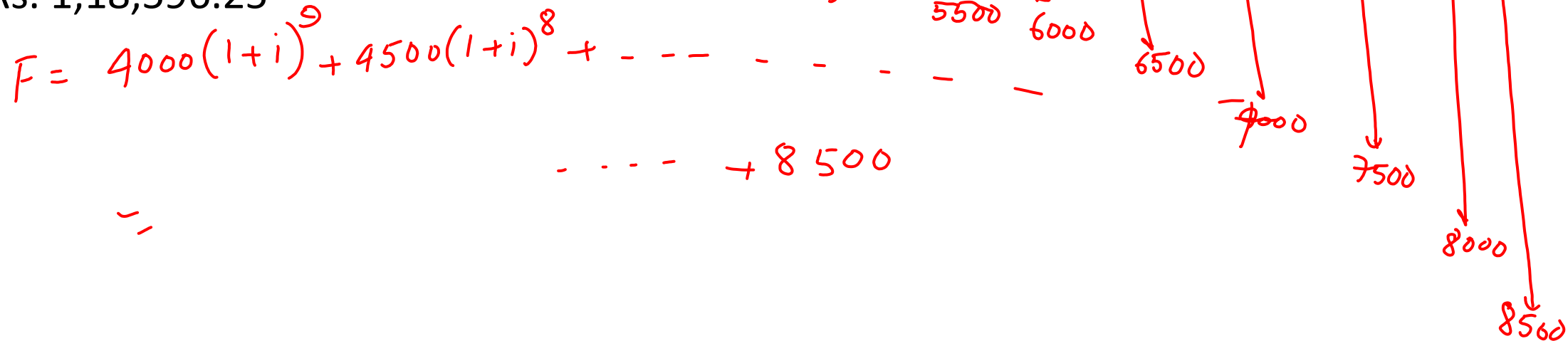
= ✓

## Questions 6

A person is planning for his retired life. He has 10 more years

of service. He would like to deposit 20% of his salary, which is Rs. 4,000, at the end of the first year, and thereafter he wishes to deposit the amount with an annual increase of Rs. 500 for the next 9 years with an interest rate of 15%. Find the total amount at the end of the 10th year of the above series.

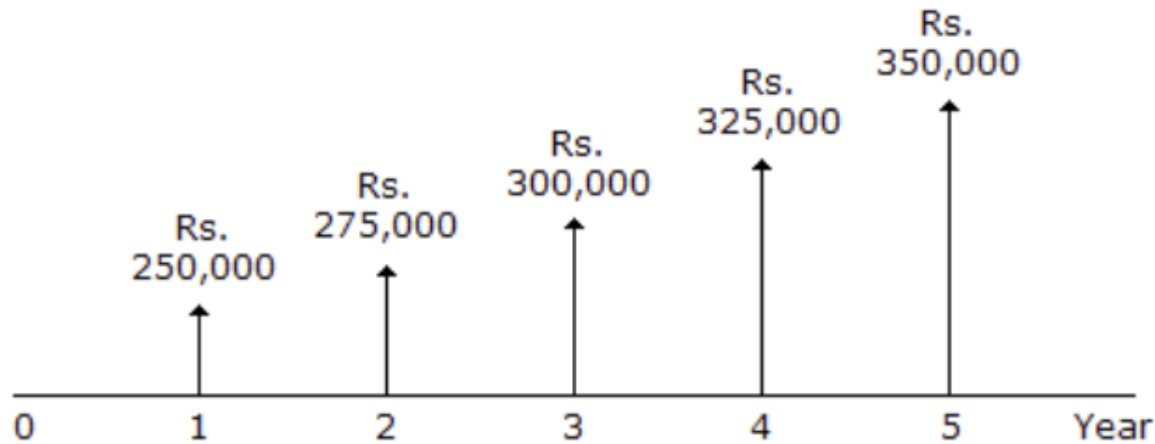
- a. Rs. 1,15,562.25
- b. Rs. 1,16,560.25
- c. Rs. 1,17,582.25
- d. Rs. 1,18,596.25





## Questions 7

Refer to the cash flow diagram of uniform gradient in a cash flow (in the given figure), the gradient is :




*Gradient = 25,000*

- Ⓐ Rs 10000 per year
- Ⓑ Rs 15000 per year
- Ⓒ Rs 20000 per year
- Ⓓ Rs 25000 per year

# Methodologies for engineering economic analysis

Engineering economic analysis is a branch of economics **that applies economic principles and techniques** to assess **the financial aspects** of **engineering projects, investments, and decision-making**.

Some of the methodologies used are:

- a. Payback period
- b. Equivalent worth method ( Present Worth, Future Worth and Annual Worth)
- c. Rate of Return Method ( IRR and ERR) 
- d. Benefit-Cost Ratio



## 1. **Payback Period:**

It refers to that period within which the project will generate the necessary cash to recoup the initial investment.

**In case of even cash flows, payback period can be calculated as follows:**

$$\text{Payback period} = \frac{\text{Initial Investment}}{\text{Annual Cash Flow}}$$

In case of uneven cash flows, the payback period can be found out by adding up the cash inflows until the total is equal to the initial cash outlay.

### **Acceptance Rule:**

- (a) The project would be accepted if it's payback period is less than the **maximum or standard payback period** set by the management.
- (b) In case of selection from a number of projects, the project with the shortest period will be selected.

# Types of Payback period

## A. Simple Payback period:

- If the **time value of money** is **not considered** in calculation of payback period, then it is called simple payback period.

## • B. Discounted Payback period:

- If the **time value of money** is **considered** in calculation of Pay back period , then it is called Discounted Payback period.
- **In discounted payback period,**
- we have to calculate the present value of each cash inflow.

## Advantages of Payback Period:

Advantages of payback period are:

1. Payback period is very **simple** to calculate.
2. It can be a **measure of risk** inherent in a project. Since cash flows that occur later in a project's life are considered more uncertain.
3. For companies facing liquidity problems, it provides a good ranking of projects that would **return money early**.

## Disadvantages of payback period are:

1. It **does not take into account, the cash flows that occur after the payback period**. This means that a project having very good cash inflows but beyond its payback period may be ignored.



# Questions

7. The number of years required for the net operating benefits to payback the initial cost of the project is called:

- A. Operation period
- B. Service period
- C. Payback period
- D. Maintenance period

# EQUIVALENT WORTH METHOD

## (a) Present worth method:

In this method, the net present value (NPV) of the entire cash flow is calculated and decision is made on the following basis.

$NPV > 0$  , Accept

$NPV = 0$  , Remain indifferent

$NPV < 0$  , Reject

## (b) Future worth method :

In this method, the future worth is calculated and decision making is similar to that of present worth method.

(c) Annual worth method: In this method, the annuities are calculated and decision is made similar to the above methods.

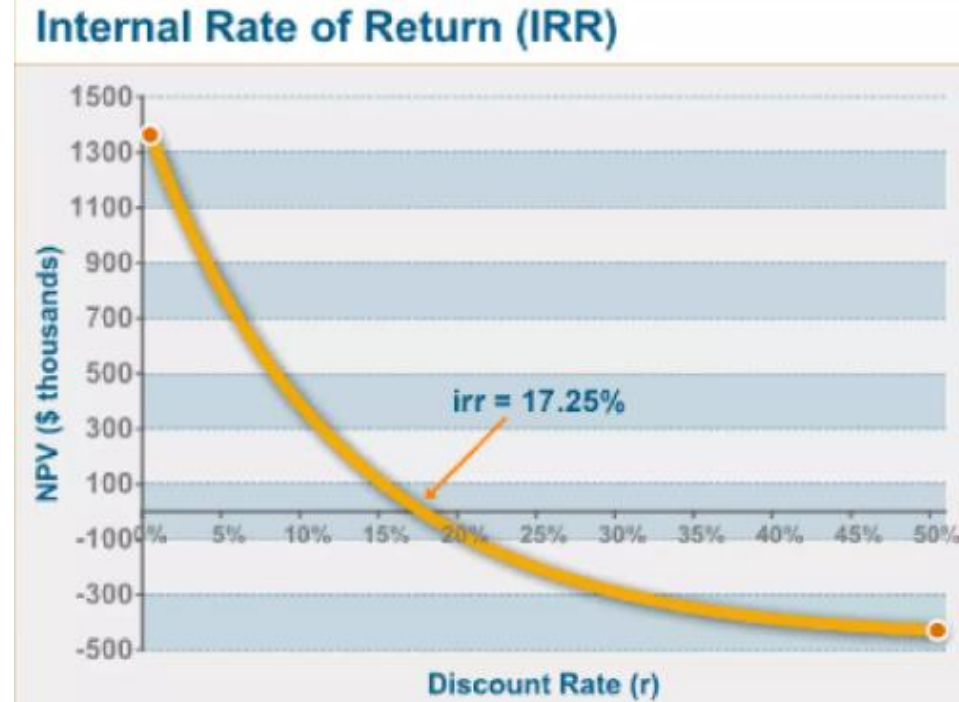
## RATE OF RETURN METHOD

a. Internal Rate of Return – IRR ?

b. External/Modified Rate of Return – ERR/MIRR

Internal rate of return (IRR) :

- The **internal rate of return** is a **discount rate** that makes the net present value (NPV) of all cash flows equal to **zero** in a discounted cash flow analysis.
- It is the **annual rate of growth** that an investment is expected to generate



Minimum attractive rate of return(MARR):

This is **the minimum interest rate expected by the Company / Organization** while investing in a PROJECT. MARR is the interest rate used in the time value of money calculation, it is generally dictated by management considering the amount of money available for investment and source and cost of the funds for investment

## Calculation of IRR

- The entire cash flows of a series is found out
- The internal rate of return is assumed as  $i$
- The NPV or PW or AW or FW of the cash flow series is made zero
- By trial and error or by computations, the internal rate of return is found out

Decision Criteria:

If  $IRR > MARR$  Project is Feasible

$IRR < MARR$  Project is Unfeasible

$IRR = MARR \rightarrow$  Critically Feasible, Remain Indifferent

## Questions

9. You are debating weather or not to invest in your best friend's buisess idea , so use IRR to evaluate the project:

Cost of capital :10 %

Initial Investment= Rs 20000

Cash flows over past 5 years

Years 1 & 2 : Rs 5000

Years 3 & 4 : Rs 10000

Years 5 : Rs 12500

IRR= 26.04 %

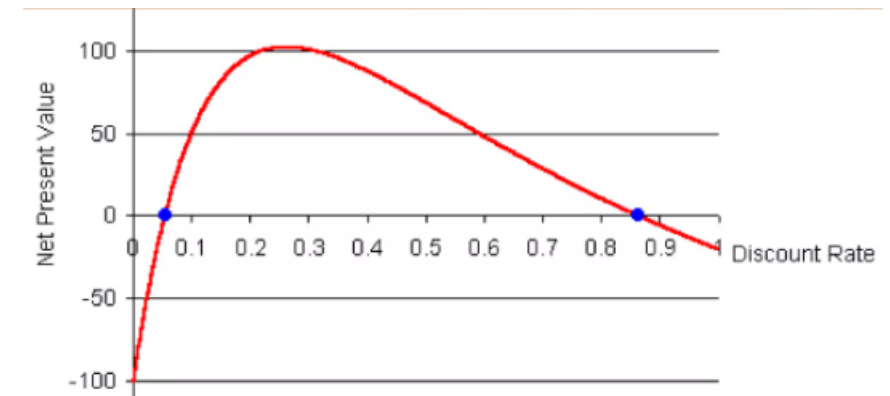
# DRAWBACKS OF IRR

1. There are situations in which its iterative calculation process fails to produce a solution and When the algebraic sign of the cash flow changes in the middle of the series it is possible to obtain two "right" answers.

EOY	Net Cash Flow
0	-1,000
1	+2,300
2	-1,320

From the above cash flow pattern, we find IRR = 10% and 20%, but both of them are incorrect. So we may abandon the IRR method for practical purpose and use the NPW criterion to make the decision.

2. When mutually exclusive projects are considered it can recommend the wrong investment and **does not consider the scale of the investment**



## Modified Internal Rate of Return

- Another capital budgeting tool for investments
- Assumes that the project's cash flows reinvested at the cost of capital, not at the IRR.
- This slight difference, makes the MIRR more accurate than the IRR.

# BENEFIT COST RATIO / PROFITABILITY INDEX

- It is a ratio that compares the (present) value of the (project's) benefits to the present value of its costs.
- The BCR is calculated by dividing the total discounted benefits by the total discounted costs
- $BCR = (\text{Present Value of Benefits}) / (\text{Present Value of Costs})$

Or

- $BCR = (\text{Future Value of Benefits}) / (\text{Future Value of Costs})$

Or

- $BCR = (\text{Annual Value of Benefits}) / (\text{Annual Value of Costs})$

## DECISION CRITERIA:

$B/C > 1$  - FEASIBLE

$B/C < 1$  – UNFEASIBLE

$B/C = 1$  – CRITICALLY FEASIBLE



## Types of B/C ratio:

A. Conventional B/C ratio:

$$B/C = \frac{PV \text{ of } (B)}{I + PV (O\&M) - PV (Sv)}$$

B. Modified B/C ratio:

$$B/C = \frac{PV \text{ of } (B) - PV (O\&M)}{I - PV (Sv)}$$

# Comparison of Alternatives

- The various methods of economic analysis are used to compare the different alternative projects from each other.
- The project giving the **maximum profitability** is selected from amongst the different alternatives.
- The criteria of comparing the alternatives are given below:

a. Payback period:

The project with the **minimum payback period** is selected from the various alternatives.

b. PW method:

The project with **maximum value of present worth (PW)** is selected from the various alternatives.

# Comparison of Alternatives

c. IRR method:

The project with the **maximum IRR is selected** from the various alternatives.

d. B/C ratio:

The project with the **maximum B/C ratio** is selected from the various alternatives.

NOTE:

Some of the projects having **higher values of IRR, or B/C ratio** may have **lower value of the PW**, which may not be the desirable case. So, the incremental analysis should be done to find out the best project.

Eg: Project A : Benefit = 500 Investment = 100 B/C = 5

Project B : Benefit = 3000 Investment = 2000 B/C = 1.5

From B/C point of view, project A seems to be advantageous, but the actual profits earned on project B is more than the project A

## There are nine methods to calculate the economic worth

1. The present worth (PW) method converts all cash flows to a single sum equivalent at time zero using  $i = MARR$ .
2. The future worth (FW) method converts all cash flows to a single sum equivalent at the end of the planning horizon using  $i = MARR$ .
3. The annual worth (AW) method converts all cash flows to an equivalent uniform annual series of cash flows over the planning horizon using  $i = MARR$ .
4. The internal rate of return (IRR) method determines the interest rate that yields a future worth (or present worth or annual worth) of zero.
5. The external rate of return (ERR) method determines the interest rate that equates the future worth of the invested capital to the future worth of recovered capital (when the latter is computed using the  $MARR$ .)
6. The modified internal rate of return (MIRR) method determines the interest rate that equates the present worth of invested capital (where the present worth is computed using a finance rate) to the future worth of recovered capital (where the future worth is computed using the  $MARR$ .)
7. The discounted payback period ( $DPBP$ ) method determines how long it takes for the cumulative present worth to be positive using  $i = MARR$ .
8. The capitalized worth (CW) determines the present worth (using  $i = MARR$ ) when the planning horizon is infinitely long.
9. The benefit/cost ratio (B/C) method determines the ratio of the present worth of benefits (savings or positive-valued cash flows) to the negative of the present worth of the investment(s) (or negative-valued cash flows) using  $i = MARR$ .

# Depreciation

Loss of value of property due to structural deterioration , use , wear and tear, decay or obsolescence

## Depreciation Methods

The most widely used methods are:

1. Straight-line Method
2. Declining Balance Method, and
3. Sum-of-years'- digit method

# Depreciation

## 1. Straight-Line Method

In this method, it is **assumed that the fixed asset is depreciated in a uniform way.**

$$D_n = \frac{P - S}{N}$$

Where

$D_n$  = the **depreciation charge** during n year

P = the **cost of the asset**, including installation expenses

S = **salvage value** at the end of the useful life of asset

N = the **useful life**

**The book value = cost base - total depreciation charges**

$$B_n = P - (D_1 + D_2 + \dots + D_n)$$

# Depreciation

*A company buys a truck for \$20,000 and estimates to use it for five years with no salvage value. To calculate straight-line depreciation, the company divides the asset's cost by its estimated life:*

$$\text{Straight-line depreciation} = \$20,000 - \$0 / 5 = \$4,000$$

Year #	Opening book value	Depreciation	Ending book value
1	\$20,000	\$4,000	\$16,000
2	\$16,000	\$4,000	\$12,000
3	\$12,000	\$4,000	\$8,000
4	\$8,000	\$4,000	\$4,000
5	\$4,000	\$4,000	\$0



# Depreciation

## 2. Declining Balance Method

In this method, a **fixed fraction** of the **initial book balance** is deducted each year. The **fraction or declining balance rate** is obtained by

$$D = 1 - \left(\frac{V}{C}\right)^{\frac{1}{n}}$$

The most common multiplier is '1'. If this is '2', then it is called double-declining balance method.

*D = percentage rate of annual depreciation,*

*V = scrap value ,*

*C = original cost,*

*n = useful life*



# Depreciation

## Declining balance depreciation with $D = 1/5$

Year #	Opening book value	Depreciation	Ending book value
1	\$100,000	\$20,000	\$80,000
2	\$80,000	\$16,000	\$64,000
3	\$64,000	\$12,800	\$51,200
4	\$51,200	\$10,240	\$40,960
5	\$40,960	\$8,192	\$32,768

# Depreciation

## 3. Sum-of-years'-Digit Method (SOYD)

In this method,

$$\text{SOYD} = 1 + 2 + \dots + N = N(N + 1)/2$$

Where,

N = the useful life

$$D_n = (N - n + 1)(P - S)/\text{SOYD}$$

# Depreciation

## Sum of years digits example

*A photographer owns a camera worth \$10,000 and estimates using the equipment for five years with a zero salvage value.*

Year #	Opening book value	Depreciation	Ending book value
1	\$10,000	\$3,333	\$6,667
2	\$6,667	\$2,667	\$4,000
3	\$4,000	\$2,000	\$2,000
4	\$2,000	\$1,333	\$667
5	\$667	\$667	\$0

# Depreciation

## 4. Sinking fund method.

Depreciation is assumed to be equal to the annual sinking fund amount.

$$\text{Sinking fund, } p = (X - S) \left[ \frac{r}{(1 + r)^n - 1} \right]$$

Book value for a year = Book value for a previous year – Sinking fund

In this method of depreciation, **the book value decreases** at **increasing rates** with respect to the life of the asset.

The fixed sum depreciated at the end of every time period **earns an interest** at the rate of  $r\%$  compounded annually, and **hence the actual depreciation amount will be in the increasing manner** with respect to the time period

# Depreciation

## 4. Sinking fund method.

Compute the depreciation charge and book value of each year by using sinking fund method with following information, I=Rs 1,00,000.00, S=Rs 20,000 ; Life= 8 years; i=12%

$$\text{Sinking fund, } p = (X - S) \left[ \frac{r}{(1 + r)^n - 1} \right]$$

Year	Fixed Depreciation	Net Depreciation	Book Value at the end at year
-	-	-	100,000.00
1.00	6,504.00	6,504.00	93,496.00
2.00	6,504.00	7,284.48	86,211.52
3.00	6,504.00	8,158.62	78,052.90
4.00	6,504.00	9,137.65	68,915.25
5.00	6,504.00	10,234.17	58,681.08
6.00	6,504.00	11,462.27	47,218.81
7.00	6,504.00	12,837.74	34,381.07
8.00	6,504.00	14,378.27	20,002.80

# Tax and Taxation in Nepal

## Tax:

- Tax is a **compulsory financial charge** imposed by a government on individuals, businesses, or other entities to **generate revenue** to fund public expenditures and services.
- It is a **key component of public finance** and is used to finance government activities, such as infrastructure development, public services, defense, education, healthcare, and social welfare programs.

## Taxation:

- Taxation is the process through which governments collect taxes from individuals and entities.
- Taxes are typically imposed based on various factors, including **income, profits, property ownership, transactions, consumption, and specific activities**.

# Various forms of tax

- Income Tax:
  - A tax levied on the income earned by individuals, households, and businesses.
  - It may be **progressive**, where the **tax rate increases with higher income levels**, or **proportional**, where the tax rate **remains constant** regardless of income.
  - Nepal has progressive form of income tax

# Income Tax:

## INCOME TAX

## SLAB RATE

### For Resident Person

#### Assessed as Individual

Income Level (NPR)	Tax Rate FY FY 2080/81	Income Level (NPR)	Tax Rate FY 2079/80
Upto 5,00,000	1%*	Upto 5,00,000	1%
Next 2,00,000	10%	Next 2,00,000	10%
Next 3,00,000	20%	Next 3,00,000	20%
Next 10,00,000	30%	Next 10,00,000	30%
Next 30,00,000	36%	Next 30,00,000	36%
Above 50,00,000	39%		

#### Assessed as Couple

Income Level (NPR)	Tax Rate FY 2080/81	Income Level (NPR)	Tax Rate FY 2079/80
Upto 6,00,000	1%*	Upto 6,00,000	1%
Next 2,00,000	10%	Next 2,00,000	10%
Next 3,00,000	20%	Next 3,00,000	20%
Next 9,00,000	30%	Next 9,00,000	30%
Next 30,00,000	36%	Above 30,00,000	36%
Above 50,00,000	39%		



# Various forms of tax

- Corporate Tax:
  - A tax imposed on the **profits or income generated by corporations or businesses.**
  - The value in Nepal is 25% for most business entities but differ from one entity to other according to the government legislation.
- Value Added Tax (VAT):
  - Value-added tax (VAT) is a consumption tax on goods and services that is **levied at each stage of the supply chain where value is added**, from initial production to the point of sale.
  - The amount of VAT in case of Nepal is **13 %**
- **Custom duty:**
  - Applies at the rate as imposed by the Fiscal Act introduced each fiscal year based on the nature of the goods being imported.

# Various forms of tax

- Property Tax:
  - A tax assessed on the value of real estate or personal property, such as land, buildings, homes, or vehicles.
- Excise Tax:
  - Excise duty is a form of tax **imposed on goods for their production, licensing and sale.**
  - An indirect tax paid to the Government by producers of goods.
  - Excise duty is the opposite of Customs duty in that it **applies to goods manufactured domestically in the country**, while Customs is levied on those coming from outside of the country
- Import and Export Duties:
  - Taxes imposed on goods **imported into or exported out** of a country, often used to **protect domestic industries** or regulate trade.

## Corporate Tax:

Corporate Income Tax	
tax rate of 20%	<ul style="list-style-type: none"><li>• special industries, i.e., manufacturing companies (except relating to tobacco and alcoholic beverages); and</li><li>• entities wholly engaged in projects conducted to build public infrastructure and in the power generation, transmission, or distribution sector;</li></ul>
tax rate of 30%	<ul style="list-style-type: none"><li>• banks and other financial institutions and insurance companies;</li><li>• companies engaged in financial transactions;</li><li>• companies engaged in the petroleum business;</li><li>• companies engaged in the business of cigarette, tobacco, cigar, chewing tobacco, alcohol, and beer;</li><li>• companies engaged in merchant banking business;</li><li>• telecom and internet service providers (from the financial year 2018-19); and</li><li>• companies engaged in money transfer, capital market or securities and commodities businesses (from the financial year 2018-19);</li></ul>

# Net Income

When a project's revenue exceeds its expenses, we say that the project generated a **profit** or **income**. If the project's revenue is less than its expenses, then we say that the project resulted in a **loss**.

Revenue  
 - Expenses (cost of goods sold)  
 Gross Profit  
 - Operating expenses  
 - Depreciation  
 Taxable Income (Income before tax)  
 - Income Tax  
 Net Income

Retained Income

Cash flow = net income + depreciation

## NET PROFIT EXAMPLE

Total Revenue	100,000
Cost of Goods Sold	(20,000)
Gross Profit	80,000
Operating Expenses	
Salaries	10,000
Rent	10,000
Utilities	5,000
Depreciation	5,000
Total Operating Expenses	(10,000)
Taxes	(10,000)
<b>Net Profit</b>	<b>30,000</b>

# Questions

11. If P is principal amount, i is the rate of interest per annum and n is the number of periods in years, the compound amount factor (CAF) is

- (a)  $(1 + i)^n$
- (b)  $(1+i)$
- (c)  $ni$
- (d) None of these

12. A person took a loan of Rs 100,000 for 10 years at 11% compound interest. The person desires to pay off the amount in 10 equal annual installments. The amount of installments is:

- (a) Rs 19680
- (b) Rs.16980
- (c) Rs 18690
- (d) Rs 10968

# Questions

13. The ratio of discounted benefit and discounted cost is called
- (a) discount ratio
  - (b) B/C ratio
  - (c) C/B ratio
  - (d) none of the above
14. The difference of discounted benefit and cost is called
- (a) NPV
  - (b) PV
  - (c) benefit
  - (d) all of the above

# Questions

15. The functional depreciation is sometimes called \_\_\_\_\_.

- A. Demand depreciation
- B. Obsolescence
- C. Life depreciation
- D. Failure depreciation

16. What is the limit of annual income for an unmarried individual upto which only 1% income tax is levied?

- a. 5 lakhs
- b. 6 lakhs
- c. 5.5 lakhs
- d. 7 lakhs

17. Which of the following methods of charging depreciation of an asset has increased amount of depreciation as the age of asset increases

- a) sum-of-year digit
- b) sinking fund
- c) diminishing balance
- d) straight line

# Questions

18. The actual profitability of any project is best analysed from [NEC 2079]
- a. IRR
  - b. Discounted Payback Period
  - c. MARR
  - d. None
19. Payback period is counted only after:
- A. Tendering for the project
  - B. Starting of the construction of the project
  - C. Completion of the construction of the project
  - D. Maintenance period
20. The difference between actual costs of the project with the budgeted cost is called:
- A. Loss
  - B. Profit
  - C. Variance
  - D. All of the above



# Questions

21. Which of the following depreciation method cannot have a salvage value of zero?

- A. Declining balance method
- B. Sinking fund method
- C. Straight line method
- D. SYOD method

# Questions

22. If the annual worth of a project is 9000 at a 10% discount rate, what will be it's capitalized value?

- A. 97,500
- B. 90,000
- C. 92,300
- D. 91,500

$$P = A \frac{(1 + i)^n - 1}{i(1 + i)^n} = A(P/A, i, n)$$

# Formulas in Economics

Formulas in Engineering Economics

	Name	To Find	Given	Expression	Formula
1	Single Sum Present Worth Factor	P	F	$(P/F, i, n)$	$\frac{1}{(1+i)^n}$
2	Single Sum Future Worth Factor	F	P	$(F/P, i, n)$	$(1+i)^n$
3	Uniform series Present Worth Factor	P	A	$(P/A, i, n)$	$\frac{(1+i)^n - 1}{i(1+i)^n}$
4	Capital Recovery Factor	A	P	$(A/P, i, n)$	$\frac{i(1+i)^n}{(1+i)^n - 1}$
5	Uniform series Future Worth Factor	F	A	$(F/A, i, n)$	$\frac{(1+i)^n - 1}{i}$

## Liquidity Ratios

$$\text{Current Ratio} = \frac{\text{Current assets}}{\text{Current liabilities}}$$

$$\text{Quick Ratio} = \frac{\text{Current assets} - \text{Inventory}}{\text{Current liabilities}}$$

6	Sinking Fund Factor	A	F	$(A/F, i, n)$	$\frac{i}{(1+i)^n - 1}$
7	Gradient Series Present Worth Factor	P	G	$(P/G, i, n)$	$\frac{(1+i)^n - (1+ni)}{i^2(1+i)^n}$
8	Gradient to Uniform Series Conversion Factor	A	G	$(A/G, i, n)$	$\frac{(1+i)^n - (1+ni)}{i[(1+i)^n - 1]}$
9	Geometric Series Present Worth Factor	P	$A_1$	$(P/A_1, i, j, n)$	$\frac{1-(1+j)^n(1+i)^{-n}}{i-j}$ for $i \neq j$ $\frac{n}{(1+i)}$ for $i = j$
10	Geometric Series Future Worth Factor	F	$A_1$	$(F/A_1, i, j, n)$	$\frac{(1+i)^n - (1+j)^n}{i-j}$ for $i \neq j$ $n(1+i)^{n-1}$ for $i = j$

# Formulas in Economics

Formulas in Engineering Economics

	Name	To Find	Given	Expression	Formula
1	Single Sum Present Worth Factor	P	F	$(P/F, i, n)$	$\frac{1}{(1+i)^n}$
2	Single Sum Future Worth Factor	F	P	$(F/P, i, n)$	$(1+i)^n$
3	Uniform series Present Worth Factor	P	A	$(P/A, i, n)$	$\frac{(1+i)^n - 1}{i(1+i)^n}$
4	Capital Recovery Factor	A	P	$(A/P, i, n)$	$\frac{i(1+i)^n}{(1+i)^n - 1}$
5	Uniform series Future Worth Factor	F	A	$(F/A, i, n)$	$\frac{(1+i)^n - 1}{i}$

## Liquidity Ratios

$$\text{Current Ratio} = \frac{\text{Current assets}}{\text{Current liabilities}}$$

$$\text{Quick Ratio} = \frac{\text{Current assets} - \text{Inventory}}{\text{Current liabilities}}$$

6	Sinking Fund Factor	A	F	$(A/F, i, n)$	$\frac{i}{(1+i)^n - 1}$
7	Gradient Series Present Worth Factor	P	G	$(P/G, i, n)$	$\frac{(1+i)^n - (1+ni)}{i^2(1+i)^n}$
8	Gradient to Uniform Series Conversion Factor	A	G	$(A/G, i, n)$	$\frac{(1+i)^n - (1+ni)}{i[(1+i)^n - 1]}$
9	Geometric Series Present Worth Factor	P	$A_1$	$(P/A_1, i, j, n)$	$\frac{1-(1+j)^n(1+i)^{-n}}{i-j}$ for $i \neq j$ $\frac{n}{(1+i)}$ for $i = j$
10	Geometric Series Future Worth Factor	F	$A_1$	$(F/A_1, i, j, n)$	$\frac{(1+i)^n - (1+j)^n}{i-j}$ for $i \neq j$ $n(1+i)^{n-1}$ for $i = j$

# THANK YOU